N0030L Process Geometry

Features

- Low Input Capacitance: 5.0pF Typical
- Low Gate Leakage: 10pA Typical
- High Breakdown Voltage: -30V Typical
- High Input Impedance
- Small Die: 365um X 365um X 203um
- Bond Pads: 90um X 90um
- Substrate Connected to Gate
- Au Back-Side Finish

Applications

- Low-Noise, High Gain Amplifier
- Small Signal Amplifier
- Custom Part Options

Description

The InterFET N0030L Geometry is targeted high impedance low leakage applications. The low input capacitance makes it ideal for higher frequency applications.

Geometry Top View

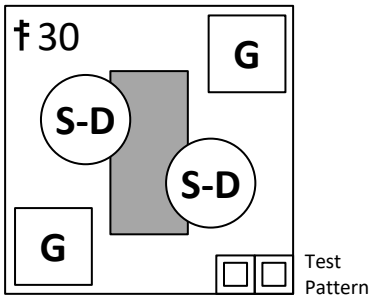

Standard Parts

- IFN5911, IFN5912

Product Summary

Parameters		Min	Typ	Max	Unit
BV_{GSS}	Gate to Source Breakdown Voltage	-25	-30		V
I_{DSS}	Drain to Source Saturation Current	2		40	mA
$V_{GS(off)}$	Gate to Source Cutoff Voltage	-0.5		-10	V
G_{FS}	Forward Transconductance		11		mS

Maximum Ratings (@ T_A = 25°C, Unless otherwise specified)

Parameters		Min	Typ	Max	Unit
V_{RGS}	Reverse Gate to Source or Drain Voltage	-25	-30		V
I_{FG}	Continuous Forward Gate Current			10	mA
T_J	Operating Junction Temperature	-55		150	°C
T_{STG}	Storage Temperature	-65		175	°C

Disclaimer: It is the Buyers responsibility for designing, validating and testing the end application under all field use cases and extreme use conditions. Guaranteeing the application meets required standards, regulatory compliance, and all safety and security requirements is the responsibility of the Buyer. These resources are subject to change without notice.

Electrical Characteristics

Static Characteristics (@ TA = 25°C, Unless otherwise specified)

Parameters		Conditions	Min	Typ	Max	Unit
BV_{GSS}	Gate to Source Breakdown Voltage	I_G = -1µA, V_{DS} = 0V	-25	-30		V
I_{GSS}	Gate to Source Reverse Current	V_{GS} = -20V, V_{DS} = 0V		-10	-100	pA
$V_{GS(OFF)}$	Gate to Source Cutoff Voltage	V_{DS} = 15V, I_D = 1nA	-0.5		-10	V
I_{DSS}	Drain to Source Saturation Current	V_{DS} = 15V, V_{GS} = 0V	2		40	mA

Dynamic Characteristics (@ TA = 25°C, Unless otherwise specified)

Parameters		Conditions	Min	Typ	Max	Unit
G_{FS}	Forward Transconductance	V_{DS} = 15V, V_{GS} = 0V, f = 1kHz		11		mS
C_{iss}	Input Capacitance	V_{DS} = 15V, V_{GS} = 0V, f = 1MHz		4.3	5	pF
C_{rss}	Reverse Transfer Capacitance	V_{DS} = 15V, V_{GS} = 0V, f = 1MHz		1	1.5	pF
e_n	Noise Voltage	V_{DS} = 15V, I_D = 2mA, f = 1kHz		2.3		nV/√Hz

Typical N0030L Characteristics

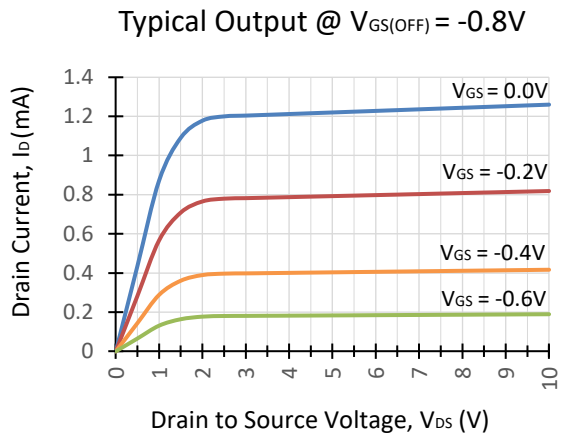

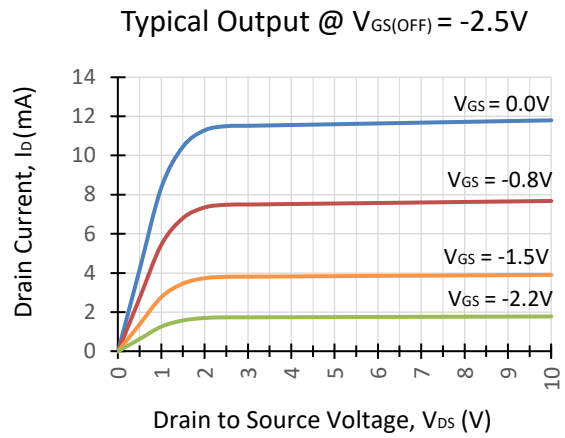

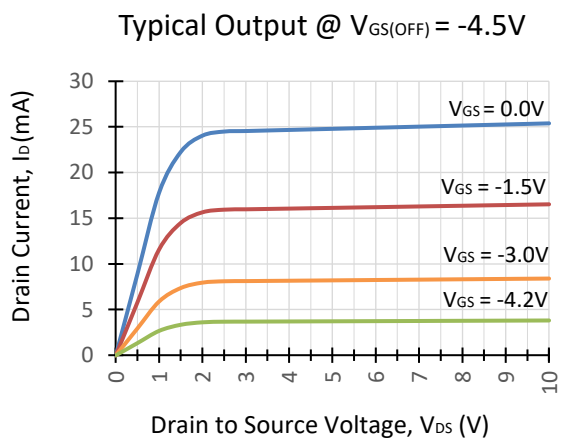

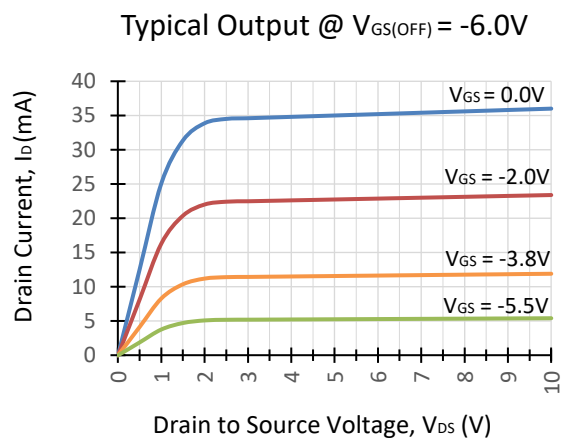

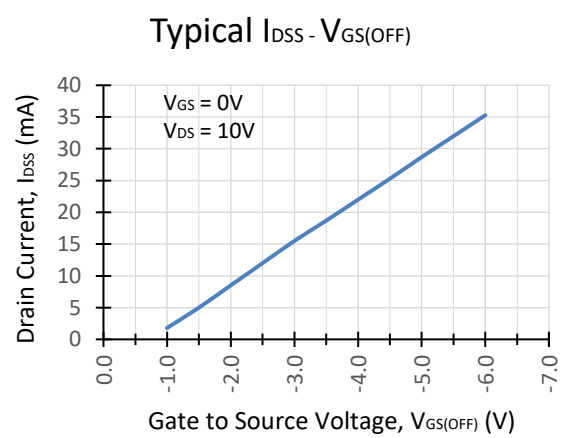

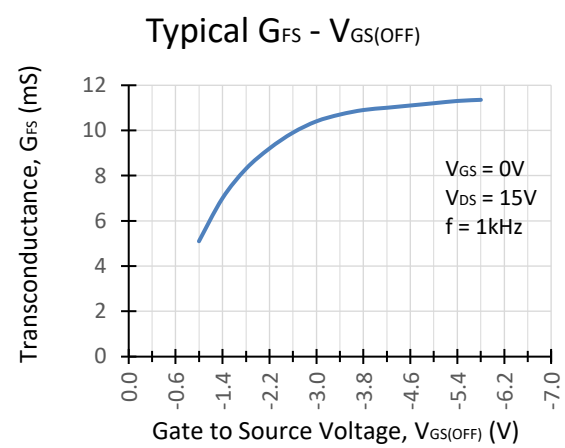

Typical N0030L Characteristics (Continued)

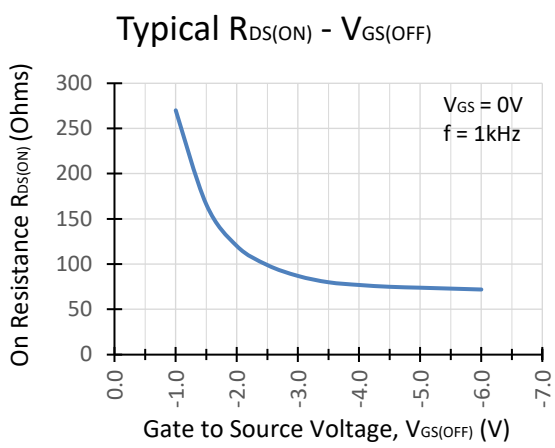

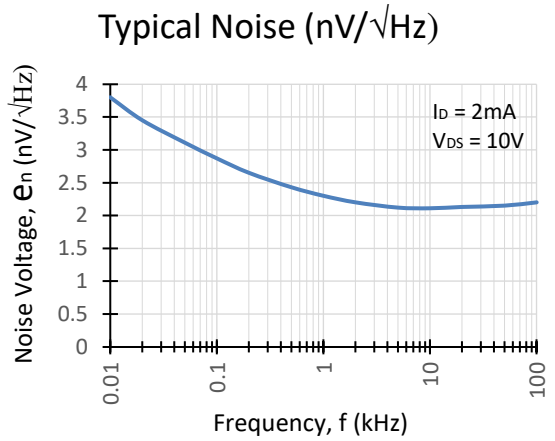

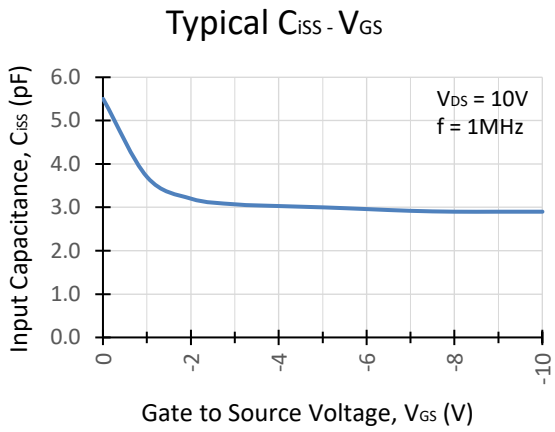

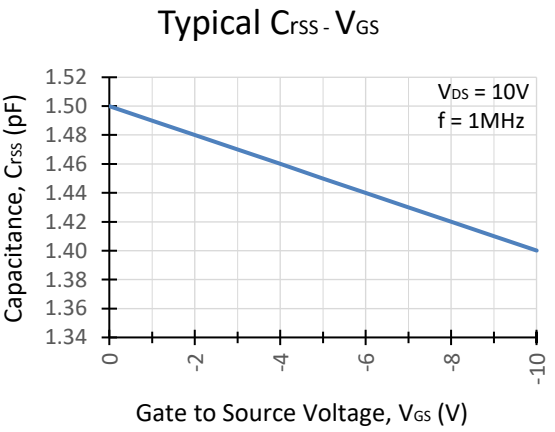

N0030L Die Geometry Mechanical

Raw Die Dimensions

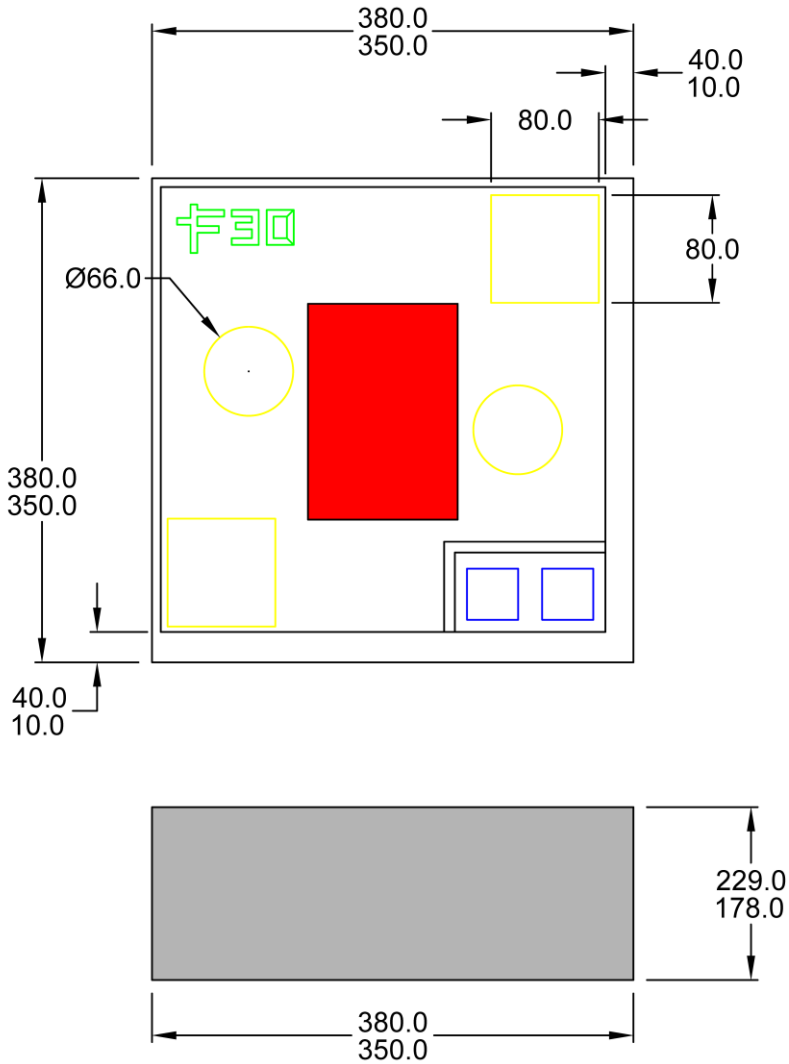

1. All linear dimensions are in micrometers.